



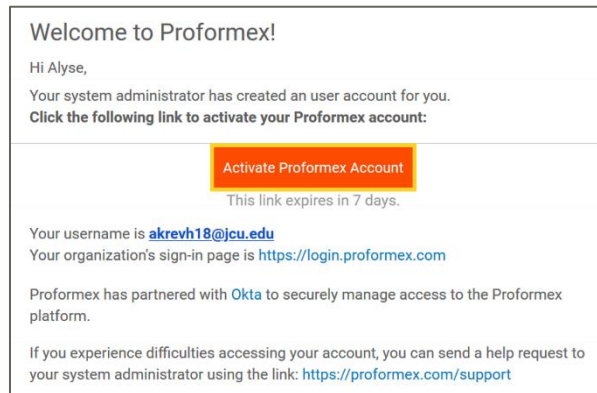
Proformex is a life insurance policy management software system that helps analyze, manage, and monitor the performance of your clients' life insurance policies in a single, distribution-agnostic platform. Utilize this document to successfully access your Proformex account.

How To Login To Proformex

Look for an email from noreply@okta.com to setup your Proformex account.

Check your Spam folder if you are not receiving an activation email. Reach out to Joslyn Druvenga at joslyn@cbsbrokerage.net with any questions.

1. Click **Activate Proformex Account**



Welcome to Proformex!

Hi Alyse,
Your system administrator has created a user account for you.
Click the following link to activate your Proformex account:

[Activate Proformex Account](#)

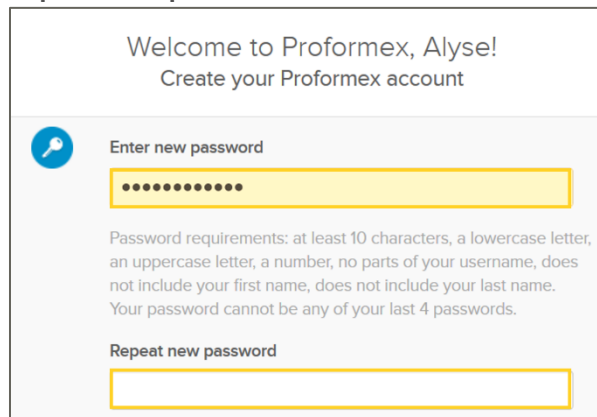
This link expires in 7 days.

Your username is akrevh18@cu.edu
Your organization's sign-in page is <https://login.proformex.com>


Proformex has partnered with [Okta](#) to securely manage access to the Proformex platform.

If you experience difficulties accessing your account, you can send a help request to your system administrator using the link: <https://proformex.com/support>

2. Enter new password
3. Repeat new password



Welcome to Proformex, Alyse!
Create your Proformex account

 Enter new password

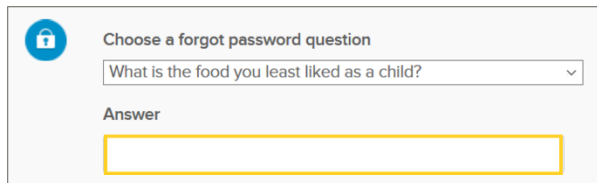
.....


Password requirements: at least 10 characters, a lowercase letter, an uppercase letter, a number, no parts of your username, does not include your first name, does not include your last name.
Your password cannot be any of your last 4 passwords.

Repeat new password

.....

4. Chose a forgot password question
5. Enter Answer



 Choose a forgot password question

What is the food you least liked as a child? ▾

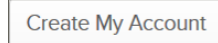
Answer

.....

6. Click a picture to choose a security image



7. Click **Create My Account**



Once you have received your user credentials, access Proformex from **Google Chrome**.

1. Go to <https://login.proformex.com/>
2. Enter **email**
3. Enter **password**
4. Click **Sign In**

Having trouble logging in?

1. Click **Need help signing in?**

